

Troubleshooting

Connecting two devices using RS-232

Usually inputs are connected to inputs and outputs to outputs. People don't realize that there are two types of RS-232 ports, DTE and DCE type, and that the signal names and pin numbers are the same, but signal flow is opposite. The pin labeled Tx can be input, and Rx can be output.

The two ports types are complementary. The Output signals on a DTE port are Inputs to a DCE port, and Output signals on a DCE port are Inputs to a DTE port. The signal names match each other and connect pin for pin.

UL installation information

Underwriters Laboratories Conditions of Acceptability


– When installed in the end-use equipment, consideration should be given to the following:

1. The wiring terminals are suitable for factory wiring only.
2. This device is to be mounted in a suitable enclosure in the end-product.
3. This device is suitable for operation at a maximum surrounding air temperature as described in the documentation.
4. These devices are intended for use in a pollution degree 2 environment.

- Input Voltage: 10 – 30 VDC
- Input Power: 1.2 Watts
- Wire Range: 12 – 24 AWG
- Tightening Torque: 4 kgf-cm
- Temperature rating of field installed conductors is 105 °C minimum, sized for 60 C ampacity.
- Use copper wire only.
- Maximum surrounding ambient air temperature 80 °C.

Recommended Accessories

Model MDR-40-24
Power Supply



Model DR25FTB
Terminal Block to DB25 Female
DIN Rail Mountable Adapter



B+B SMARTWORX

Powered by

ADVANTECH

1-888-948-2248 | Europe: +353 91 792444

advantech-bb.com


707 Dayton Road | PO Box 1040 | Ottawa, IL 61350

Phone: 815-433-5100 | Fax: 815-433-5109

www.advantech-bb.com | E-mail: support@advantech-bb.com

Document Number – 710-10766-00_232OPDR_4316qsg

QUICK START GUIDE



232OPDR

Optically Isolated RS-232 Repeater

Before you begin, be sure you have the following:

- + 232OPDR
- + 10-30 VDC, 1.2W Power Supply (optional)
- + Serial Cable (optional)

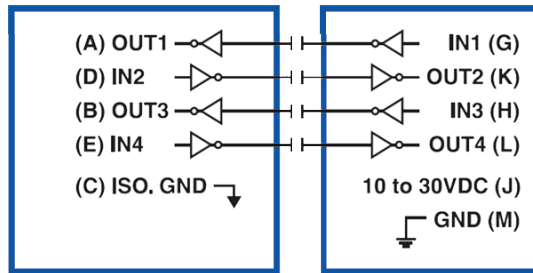
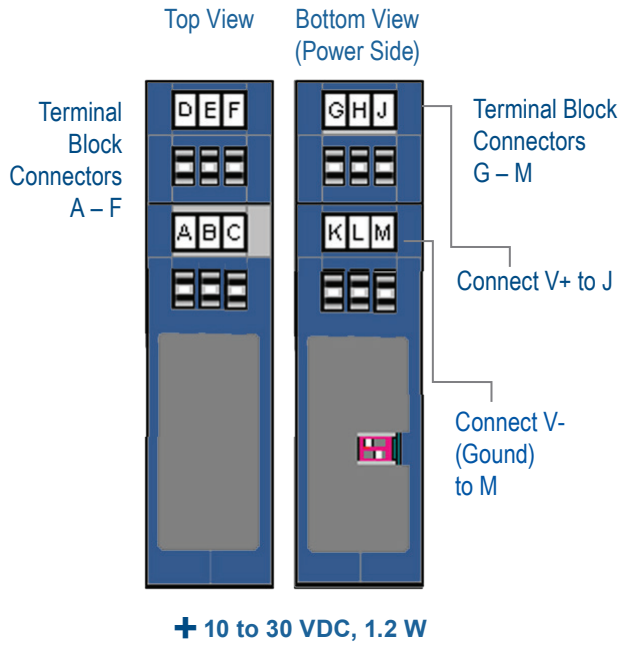
B+B SMARTWORX

Powered by

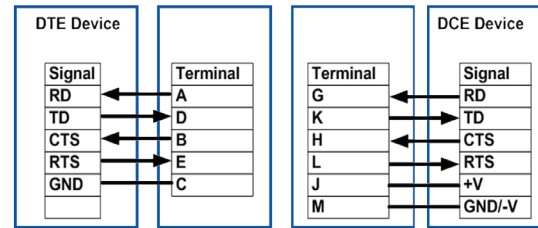
ADVANTECH

Fast and easy on the web: www.advantech-bb.com

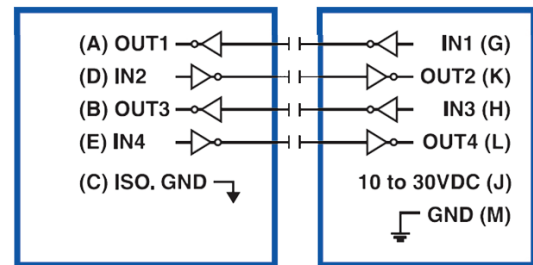
Product Overview



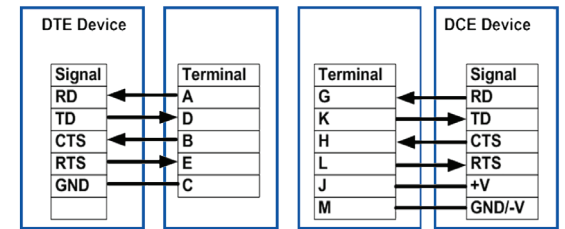
RS-232 Isolated Repeater - Two sets of data lines without control signals.



RS-232 Isolated Repeater - Two sets of data lines with control signals.



RS-232 Isolated Repeater - Two sets of data lines with control signals.




RS-232 Isolated Repeater - Two sets of data lines with control signals.

1 | Connect your device.

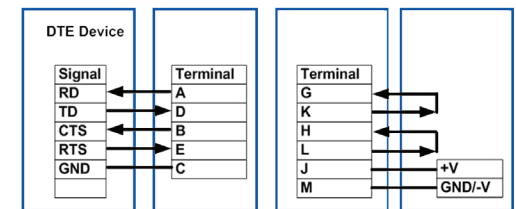
Terminal Block	Signal
A	Output 1
B	Output 3
C	Isolated Ground
D	Input 2
E	Input 4
F	Not Connected
G	Input 1
H	Input 3
J	10 to 30 VCD
K	Output 2
L	Output 4

2 | Connect your power supply.



+ Converter uses 0.5 W

3 | Test setup.



Connect a PC to the DTE side. Place a jumper between Terminal G & K and Terminal H & L. Using HyperTerminal or a similar program, connect to the appropriate COM port. Turn off Hyper Terminal local echo. Transmit data. The same data should be returned. Data LED will indicate data being transmitted.