



Product Overview

Front View



Side View



2 Connect Your Power Supply

USB Power

The non-isolated UHR204 can operate without an external power supply (USB power-only mode). When the hub is running on USB power it provides a maximum of 100 mA to each of the downstream ports.

When an external power supply is used the UHR204 will provide 500 mA to each of the downstream ports.

External Power

Unlike the non-isolated UHR 204, the isolated UHR304 will not operate without an external power supply. You can use the detachable terminal block input or the locking barrel jack. Terminal block is polarity protected.

When powered, the UHR204 and UHR304 will provide 500 mA to each downstream port. They require 10 to 30 VDC external power and will consume a maximum of 16 W.

3 Grounding

We strongly recommend that you ground the chassis. Connect a grounding wire from the green ground lug to a good source of earth ground.



You can order a grounding strap at: <http://www.bb-elec.com/product.asp?sku=CU15B>

4 LED Status

Model UHR204 Non-Isolated



LED Type	State	Description
USB Power	ON	Hub is running on USB power. External power is not applied. Hub can supply up to 100 mA per downstream device.
	OFF	Hub is either using external power, or no power is present.
External Power	ON	External power is applied and an active host connection exists. The hub will provide 500 mA per downstream port.
	OFF	Hub is bus powered or no power is present.
Port LEDs	ON	Port is Active and ready for use.
	OFF	Port has a Fault. Power may need to be cycled.

1 Mounting

DIN Rail Mounting

Attach the DIN rail bracket with the flat surface of the bracket facing the back of the hub.

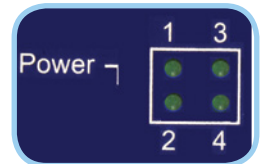


Panel Mounting

The panel mount brackets can be attached to either side of the hub. They can be attached in (4) positions: Up, Down, Forward and Back.



Model UHR304 Isolated



LED Type	State	Description
External Power	ON	Power is present. HUB will supply 500 mA per downstream port.
	OFF	No power is present.
Port LEDs	ON	Port is Active and ready for use.
	OFF	Port has a Fault. Power may need to be cycled.

Troubleshooting

The UHR204 hub is installed, but a downstream device doesn't seem to be working.

Some USB devices get their power from the USB cable. If you are using the UHR204 without an external power supply it will only provide 100 mA to the downstream ports. If your devices need more power, connect an external power supply to the UHR204. It will then provide 500 mA to the downstream ports.

Do I need drivers for a USB hub?

No, the operating system will detect it and install it automatically.

How can I be sure it has been installed?

The new hub will be listed in your Device Manager.

Can I use USB 1.1 and USB 2.0 devices together?

Yes. USB 2.0 is backwards-compatible with USB 1.0 and USB 1.1.

What is the difference between the UHR204 and the UHR304?

Both hubs are ruggedized for tough industrial applications. The UHR304 adds 4 kV isolation.

ABOUT USB:

Video: Making USB Reliable in Rugged Applications

www.bb-elec.com/tech_articles/video_usb-tech-tips.asp

Video: USB Hub Introduction

www.bb-elec.com/tech_articles/video_UHR304.asp

Recommended Accessories and Power Supplies

External Power Supply

<http://www.bb-elec.com/UHRx04/ACC>



PS12VLB-INT-MED

Industrial Power Supply

<http://www.bb-elec.com/UHRx04/ACC>



PS5R-SC24

Fast, Easy Answers

- First, check step 3.
- Then use your smart phone to access complete documentation on our web site. Simply scan the code to the right.



<http://www.bb-elec.com/UHRx04>



1-888-948-2248 | Europe: +353 91 792444

www.bb-elec.com

707 Dayton Road | PO Box 1040 | Ottawa, IL 61350
Phone: 815-433-5100 | Fax: 815-433-5109
www.bb-elec.com | E-mail: info@bb-elec.com

© 2012 B&B Electronics Manufacturing Company

QUICK START GUIDE



UHR204 & UHR304 Non-Isolated Isolated

Industrial 4-Port USB Hubs

✓ First Things First...

Before you begin, be sure you have the following:

- 4-Port Industrial USB Hub
- USB Cable
- Panel Mount Adapters
- DIN Rail Adapter
- Power Supply (optional but not included)



Fast and easy on the web: www.bb-elec.com